

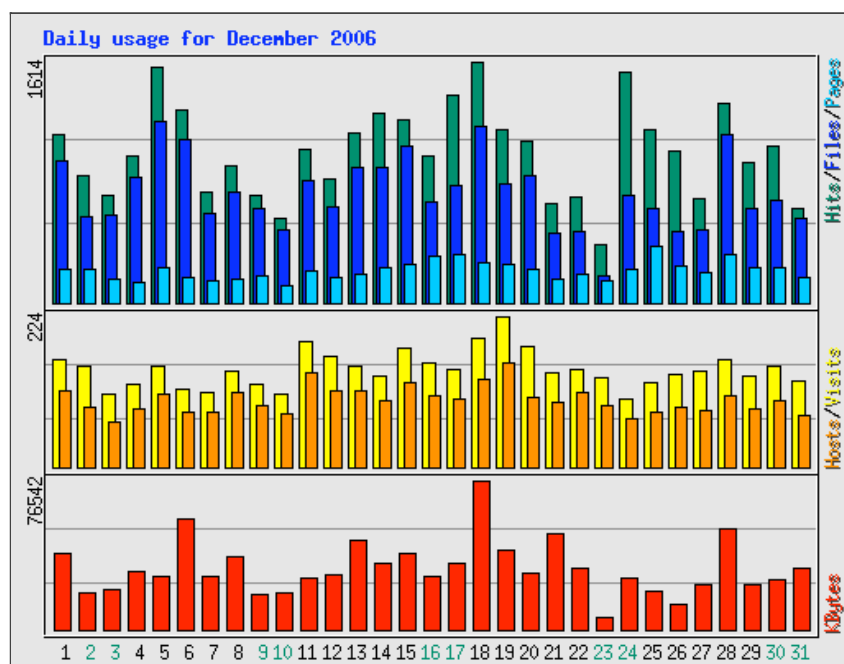
Usage Statistics for connectedcities.eu

Summary Period: December 2006

Generated 01-Jan-2007 00:01 CET

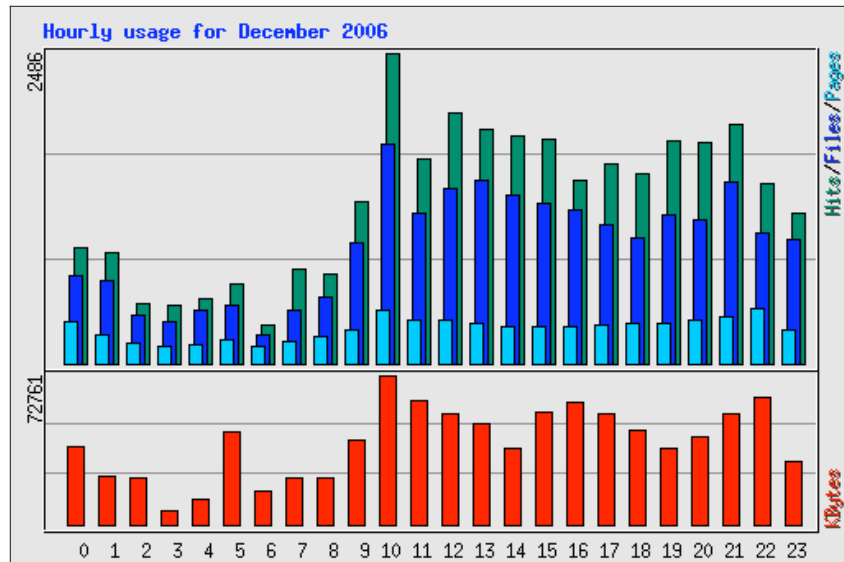
[Daily Statistics](#)
[Hourly Statistics](#)
[URLs](#)
[Entry](#)
[Exit](#)
[Errors](#)
[Hosts](#)
[Referrers](#)
[Search](#)
[Agents](#)
[Countries](#)

Monthly Statistics for December 2006		
Total Hits	31345	
Total Files	22778	
Total Pages	6750	
Total Visits	4491	
Total KBytes	975295	
Total Unique Hosts	1632	
Total Unique URLs	544	
Total Unique Referrers	396	
Total Unique User Agents	379	
	Avg	Max
Hits per Hour	42	352
Hits per Day	1011	1614
Hits per Visit	6	5111
Files per Day	734	1212
Files per Visit	5	2093
Pages per Day	217	380
Pages per Visit	1	917
Visits per Day	144	224
Visit Duration	1.60	174.55
KBytes per Day	31461	76542
KBytes per Visit	217	41242
Hits by Response Code		
Code 200 - OK	21977	
Code 206 - Partial Content	801	
Code 301 - Moved Permanently	10	
Code 302 - Found	29	
Code 304 - Not Modified	6797	
Code 400 - Bad Request	32	
Code 403 - Forbidden	83	
Code 404 - Not Found	1616	



Pages - document requests (e.g. html, asp, txt); Files - successful requests of all types (e.g. html, gif, css); Hits - all requests, including errors;

Daily Statistics for December 2006												
Day	Hits		Files		Pages		Visits		Hosts		KBytes	
1	1128	3.60%	951	4.18%	226	3.35%	159	3.54%	113	6.92%	38982	4.00%
2	856	2.73%	578	2.54%	227	3.36%	149	3.32%	89	5.45%	18872	1.94%
3	715	2.28%	588	2.58%	155	2.30%	109	2.43%	66	4.04%	20442	2.10%
4	980	3.13%	840	3.69%	137	2.03%	124	2.76%	87	5.33%	30149	3.09%
5	1581	5.04%	1212	5.32%	235	3.48%	149	3.32%	108	6.62%	27040	2.77%
6	1286	4.10%	1097	4.82%	171	2.53%	115	2.56%	82	5.02%	56689	5.81%
7	740	2.36%	601	2.64%	147	2.18%	112	2.49%	81	4.96%	27166	2.79%
8	914	2.92%	739	3.24%	159	2.36%	142	3.16%	111	6.80%	37102	3.80%
9	716	2.28%	631	2.77%	178	2.64%	124	2.76%	91	5.58%	17948	1.84%
10	561	1.79%	488	2.14%	113	1.67%	108	2.40%	80	4.90%	18650	1.91%
11	1025	3.27%	820	3.60%	219	3.24%	186	4.14%	139	8.52%	26685	2.74%
12	831	2.65%	640	2.81%	171	2.53%	165	3.67%	114	6.99%	27844	2.85%
13	1141	3.64%	906	3.98%	197	2.92%	149	3.32%	113	6.92%	45592	4.67%
14	1265	4.04%	902	3.96%	241	3.57%	134	2.98%	99	6.07%	34185	3.51%
15	1221	3.90%	1050	4.61%	255	3.78%	177	3.94%	126	7.72%	39069	4.01%
16	988	3.15%	678	2.98%	310	4.59%	154	3.43%	105	6.43%	27318	2.80%
17	1389	4.43%	782	3.43%	323	4.79%	145	3.23%	100	6.13%	34141	3.50%
18	1614	5.15%	1180	5.18%	271	4.01%	192	4.28%	130	7.97%	76542	7.85%
19	1158	3.69%	792	3.48%	262	3.88%	224	4.99%	155	9.50%	40757	4.18%
20	1086	3.46%	855	3.75%	229	3.39%	178	3.96%	104	6.37%	29373	3.01%
21	663	2.12%	463	2.03%	163	2.41%	139	3.10%	97	5.94%	49076	5.03%
22	709	2.26%	481	2.11%	189	2.80%	146	3.25%	111	6.80%	31819	3.26%
23	395	1.26%	184	0.81%	146	2.16%	133	2.96%	91	5.58%	6335	0.65%
24	1542	4.92%	718	3.15%	229	3.39%	101	2.25%	71	4.35%	26418	2.71%
25	1159	3.70%	634	2.78%	380	5.63%	126	2.81%	82	5.02%	19460	2.00%
26	1020	3.25%	477	2.09%	245	3.63%	137	3.05%	89	5.45%	13428	1.38%
27	696	2.22%	489	2.15%	199	2.95%	143	3.18%	85	5.21%	23215	2.38%
28	1339	4.27%	1124	4.93%	325	4.81%	160	3.56%	107	6.56%	51394	5.27%
29	942	3.01%	627	2.75%	241	3.57%	134	2.98%	87	5.33%	23059	2.36%
30	1052	3.36%	683	3.00%	238	3.53%	149	3.32%	98	6.00%	25312	2.60%
31	633	2.02%	568	2.49%	169	2.50%	128	2.85%	76	4.66%	31233	3.20%



Hourly Statistics for December 2006												
Hour	Hits			Files			Pages			KBytes		
	Avg	Total		Avg	Total		Avg	Total		Avg	Total	
0	29	928	2.96%	22	699	3.07%	10	340	5.04%	1238	38379	3.94%
1	28	889	2.84%	21	663	2.91%	7	231	3.42%	781	24215	2.48%
2	15	480	1.53%	12	393	1.73%	5	160	2.37%	743	23037	2.36%

Hourly Statistics for December 2006												
Hour	Hits			Files			Pages			KBytes		
	Avg	Total		Avg	Total		Avg	Total		Avg	Total	
3	15	465	1.48%	10	338	1.48%	4	141	2.09%	252	7825	0.80%
4	16	514	1.64%	14	434	1.91%	4	148	2.19%	421	13056	1.34%
5	20	644	2.05%	15	469	2.06%	6	196	2.90%	1478	45833	4.70%
6	10	314	1.00%	7	227	1.00%	4	135	2.00%	550	17036	1.75%
7	24	758	2.42%	13	428	1.88%	5	173	2.56%	765	23708	2.43%
8	23	713	2.27%	17	530	2.33%	7	222	3.29%	754	23388	2.40%
9	41	1295	4.13%	31	972	4.27%	8	265	3.93%	1335	41390	4.24%
10	80	2486	7.93%	56	1755	7.70%	13	429	6.36%	2347	72761	7.46%
11	52	1640	5.23%	38	1199	5.26%	11	343	5.08%	1944	60269	6.18%
12	64	2010	6.41%	45	1395	6.12%	11	352	5.21%	1757	54461	5.58%
13	60	1878	5.99%	47	1470	6.45%	10	326	4.83%	1606	49797	5.11%
14	58	1828	5.83%	43	1348	5.92%	9	297	4.40%	1215	37668	3.86%
15	57	1797	5.73%	41	1281	5.62%	9	298	4.41%	1771	54911	5.63%
16	47	1465	4.67%	39	1224	5.37%	9	293	4.34%	1914	59324	6.08%
17	51	1604	5.12%	36	1118	4.91%	10	313	4.64%	1744	54074	5.54%
18	49	1524	4.86%	32	1001	4.39%	10	319	4.73%	1488	46142	4.73%
19	57	1788	5.70%	38	1187	5.21%	10	328	4.86%	1202	37273	3.82%
20	57	1773	5.66%	36	1145	5.03%	11	353	5.23%	1386	42967	4.41%
21	61	1914	6.11%	46	1456	6.39%	12	375	5.56%	1749	54210	5.56%
22	46	1434	4.57%	33	1050	4.61%	14	443	6.56%	1998	61948	6.35%
23	38	1204	3.84%	32	996	4.37%	8	270	4.00%	1020	31624	3.24%

Top 30 of 544 Total URLs						
#	Hits		KBytes		AvgTime	URL
1	1182	3.77%	36288	3.72%	0.000	/css/screen.css
2	1147	3.66%	35501	3.64%	0.000	/css/print.css
3	1093	3.49%	1640	0.17%	0.000	/images/all_pages/interrreg_iic.png
4	1089	3.47%	755	0.08%	0.000	/images/all_pages/feed.png
5	1084	3.46%	5617	0.58%	0.000	/images/all_pages/ccheader.png
6	1084	3.46%	769	0.08%	0.000	/images/all_pages/eu.png
7	1084	3.46%	867	0.09%	0.000	/images/all_pages/tudelft.png
8	1079	3.44%	338	0.03%	0.000	/images/all_pages/w3.png
9	673	2.15%	20	0.00%	0.000	/is/lightbox/blank.gif
10	595	1.90%	5194	0.53%	0.000	!
11	530	1.69%	914	0.09%	0.000	/is/scriptaculous.js?load=effects
12	527	1.68%	1173	0.12%	0.000	/is/lightbox/loading.gif
13	522	1.67%	853	0.09%	0.000	/css/lightbox.css
14	521	1.66%	19639	2.01%	0.000	/is/prototype.js
15	510	1.63%	12982	1.33%	0.000	/is/effects.js
16	510	1.63%	8232	0.84%	0.000	/is/lightbox.js
17	504	1.61%	394	0.04%	0.000	/is/lightbox/closetlabel.gif
18	397	1.27%	1198	0.12%	0.000	/favicon.ico
19	321	1.02%	1380	0.14%	0.000	/rss/news.xml
20	259	0.83%	5200	0.53%	0.000	/guide/randstadrail.html
21	205	0.65%	4632	0.47%	0.000	/images/guide_medium/randstadrail_den_haag_c.jpg
22	205	0.65%	2524	0.26%	0.000	/images/guide_medium/randstadrail_rotterdam.jpg
23	204	0.65%	3615	0.37%	0.000	/images/guide_large/randstadrail.jpg
24	203	0.65%	4099	0.42%	0.000	/images/guide_medium/randstadrail_beatrixlaan.jpg
25	202	0.64%	6358	0.65%	0.000	/images/guide_medium/randstadrail_southern.jpg
26	201	0.64%	5570	0.57%	0.000	/images/guide_medium/hofplein_high_line.jpg
27	201	0.64%	7900	0.81%	0.000	/images/guide_medium/randstadrail_net_2008.png
28	201	0.64%	1000	0.10%	0.000	/webalizer/webalizer.css
29	198	0.63%	7147	0.73%	0.000	/images/guide_medium/randstadrail_net_2004.png
30	189	0.60%	69097	7.08%	0.000	/downloads/guide/karlsruhe_modell.pdf

Top 10 of 544 Total URLs By KBytes						
#	Hits		KBytes		AvgTime	URL
1	44	0.14%	128272	13.15%	0.000	/downloads/magazines/nt_2006_june_cc.pdf
2	189	0.60%	69097	7.08%	0.000	/downloads/guide/karlsruhe_modell.pdf
3	57	0.18%	68769	7.05%	0.000	/downloads/magazines/nt_2005_dec_cc.pdf
4	1182	3.77%	36288	3.72%	0.000	/css/screen.css
5	1147	3.66%	35501	3.64%	0.000	/css/print.css
6	75	0.24%	28032	2.87%	0.000	/downloads/magazines/nt_2006_june_eivp.pdf
7	521	1.66%	19639	2.01%	0.000	/js/prototype.js
8	52	0.17%	17716	1.82%	0.000	/downloads/guide/mobilien_pdu_ile_de_france.pdf
9	187	0.60%	13290	1.36%	0.000	/webalizer/usage_200612.html
10	510	1.63%	12982	1.33%	0.000	/js/effects.js

Top 10 of 301 Total Entry Pages					
#	Hits		Visits		URL
1	595	1.90%	385	11.35%	/
2	321	1.02%	194	5.72%	/rss/news.xml
3	259	0.83%	176	5.19%	/guide/randstadrail.html
4	173	0.55%	164	4.83%	/robots.txt
5	156	0.50%	107	3.15%	/guide/t4.html
6	157	0.50%	101	2.98%	/guide/parkshuttle.html
7	189	0.60%	83	2.45%	/downloads/guide/karlsruhe_modell.pdf
8	111	0.35%	72	2.12%	/guide/lrt.html
9	120	0.38%	64	1.89%	/coordination/forms/toledo_form.html
10	201	0.64%	63	1.86%	/webalizer/webalizer.css

Top 3 of 3 Total Exit Pages					
#	Hits		Visits		URL
1	25	0.08%	1	33.33%	/coordination/countries/spain.html
2	259	0.83%	1	33.33%	/guide/randstadrail.html
3	173	0.55%	1	33.33%	/robots.txt

Top 20 of 164 Total Errors						
#	Hits		Status	Method	URL	
1	1157	3.69%	404	GET	/robots.txt	
2	195	0.62%	404	GET	/webalizer/page-links-bg.png	
3	66	0.21%	404	GET	/webalizer/page-links-hover-bg.png	
4	15	0.05%	403	GET	/guide/	
5	11	0.04%	404	GET	/downloads/downloads_nt_2005_2/nt_2005_fall_sre.pdf	
6	10	0.03%	404	GET	/communication/downloads/3rdparty/rics_tda_mainreport.pdf	
7	8	0.03%	404	GET	/news.xml	
8	7	0.02%	403	GET	/communication/conferences/	
9	7	0.02%	403	GET	/showcases/	
10	7	0.02%	404	GET	/communication/downloads/magazines/nt_2006_june_tno.pdf	
11	7	0.02%	404	GET	/communication/news.html	
12	7	0.02%	404	GET	/conferences.html	
13	7	0.02%	404	GET	/rss.xml	
14	7	0.02%	404	GET	/showcases/port_magnesia.html	
15	6	0.02%	403	GET	/downloads/	
16	6	0.02%	404	GET	/network/network.html	
17	5	0.02%	403	GET	/downloads/guide/	
18	5	0.02%	403	GET	/downloads/magazines/	
19	5	0.02%	404	GET	/downloads/coordination/ivc.pdf	
20	4	0.01%	403	GET	/coordination/	

Top 30 of 1632 Total Hosts

#	Hits	Files	Pages	KBytes	Visits	Duration	Country	Hostname					
1	5111	16.31%	2093	9.19%	917	13.59%	41242	4.23%	164	3.65%	11.85	165.18	82.210.117.95
2	406	1.30%	257	1.13%	70	1.04%	8272	0.85%	35	0.78%	2.90	38.37	82.210.118.232
3	299	0.95%	240	1.05%	35	0.52%	5006	0.51%	10	0.22%	1.30	4.58	84.205.244.2
4	240	0.77%	128	0.56%	35	0.52%	4931	0.51%	2	0.04%	32.12	40.67	85.73.36.62
5	205	0.65%	24	0.11%	22	0.33%	1401	0.14%	15	0.33%	2.57	28.88	83.235.199.114
6	201	0.64%	137	0.60%	26	0.39%	3312	0.34%	3	0.07%	28.18	51.48	83.57.23.165
7	199	0.63%	188	0.83%	91	1.35%	9021	0.92%	41	0.91%	10.33	69.77	65.55.212.238
8	198	0.63%	90	0.40%	5	0.07%	1763	0.18%	114	2.54%	1.97	59.78	194.95.224.177
9	196	0.63%	170	0.75%	80	1.19%	7446	0.76%	51	1.14%	11.65	63.35	65.55.212.235
10	194	0.62%	38	0.17%	194	2.87%	43	0.00%	151	3.36%	6.50	66.83	74.6.85.149
11	183	0.58%	179	0.79%	10	0.15%	3207	0.33%	11	0.24%	0.60	3.02	217.91.64.62
12	182	0.58%	81	0.36%	24	0.36%	2865	0.29%	2	0.04%	6.12	9.62	86.90.72.137
13	181	0.58%	39	0.17%	3	0.04%	771	0.08%	2	0.04%	3.22	6.42	212.158.173.99
14	177	0.56%	140	0.61%	34	0.50%	2800	0.29%	4	0.09%	18.52	39.58	213.96.112.11
15	174	0.56%	115	0.50%	22	0.33%	2064	0.21%	9	0.20%	2.38	18.07	62.166.131.10
16	169	0.54%	158	0.69%	12	0.18%	12492	1.28%	23	0.51%	15.40	44.45	65.55.212.237
17	165	0.53%	35	0.15%	5	0.07%	361	0.04%	1	0.02%	9.15	9.15	85.18.136.99
18	162	0.52%	101	0.44%	58	0.86%	2326	0.24%	53	1.18%	2.12	43.72	62.60.98.133
19	162	0.52%	155	0.68%	59	0.87%	7075	0.73%	15	0.33%	11.90	63.02	65.55.235.200
20	152	0.48%	87	0.38%	32	0.47%	2733	0.28%	6	0.13%	9.50	47.90	62.103.184.97
21	151	0.48%	0	0.00%	151	2.24%	41	0.00%	141	3.14%	1.62	29.28	74.6.75.23
22	144	0.46%	136	0.60%	126	1.87%	4749	0.49%	1	0.02%	0.15	0.15	85.92.68.99
23	132	0.42%	58	0.25%	11	0.16%	28490	2.92%	1	0.02%	7.90	7.90	63.70.138.182
24	127	0.41%	43	0.19%	10	0.15%	528	0.05%	1	0.02%	2.98	2.98	194.177.206.208
25	127	0.41%	45	0.20%	11	0.16%	573	0.06%	2	0.04%	2.23	4.45	80.60.148.19
26	121	0.39%	77	0.34%	16	0.24%	11865	1.22%	1	0.02%	12.57	12.57	85.240.91.124
27	120	0.38%	57	0.25%	120	1.78%	17	0.00%	119	2.65%	0.42	22.97	74.6.74.227
28	117	0.37%	94	0.41%	16	0.24%	1577	0.16%	2	0.04%	1.78	3.52	145.79.200.14
29	116	0.37%	70	0.31%	13	0.19%	625	0.06%	3	0.07%	5.53	13.37	213.222.10.196
30	115	0.37%	86	0.38%	21	0.31%	1403	0.14%	6	0.13%	6.75	19.25	195.167.92.134

Top 10 of 1632 Total Hosts By KBytes

#	Hits	Files	Pages	KBytes	Visits	Duration	Country	Hostname					
1	5111	16.31%	2093	9.19%	917	13.59%	41242	4.23%	164	3.65%	11.85	165.18	82.210.117.95
2	132	0.42%	58	0.25%	11	0.16%	28490	2.92%	1	0.02%	7.90	7.90	63.70.138.182
3	3	0.01%	3	0.01%	0	0.00%	13737	1.41%	3	0.07%	0.00	0.00	74.6.70.60
4	169	0.54%	158	0.69%	12	0.18%	12492	1.28%	23	0.51%	15.40	44.45	65.55.212.237
5	106	0.34%	95	0.42%	26	0.39%	12032	1.23%	1	0.02%	53.33	53.33	88.22.241.207
6	121	0.39%	77	0.34%	16	0.24%	11865	1.22%	1	0.02%	12.57	12.57	85.240.91.124
7	97	0.31%	64	0.28%	82	1.21%	11454	1.17%	45	1.00%	1.25	28.63	207.46.98.73
8	2	0.01%	2	0.01%	0	0.00%	10422	1.07%	2	0.04%	0.00	0.00	74.6.86.163
9	32	0.10%	32	0.14%	4	0.06%	9344	0.96%	1	0.02%	11.72	11.72	193.136.173.43
10	97	0.31%	97	0.43%	14	0.21%	9223	0.95%	1	0.02%	25.28	25.28	68.231.52.224

Top 30 of 396 Total Referrers

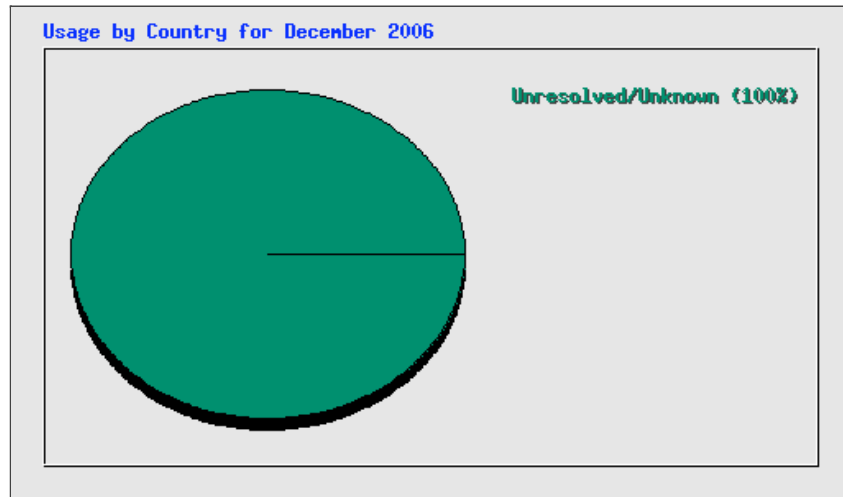
#	Hits	Referrer	
1	7036	22.45%	- (Direct Request)
2	4244	13.54%	http://connectedcities.eu/guide/randstadrail.html
3	2657	8.48%	http://connectedcities.eu/
4	1868	5.96%	http://connectedcities.eu/coordination/satellite.html
5	1849	5.90%	http://connectedcities.eu/guide/t4.html
6	1429	4.56%	http://connectedcities.eu/guide/parkshuttle.html
7	947	3.02%	http://connectedcities.eu/guide/pedelec.html
8	748	2.39%	http://connectedcities.eu/webalizer/usage_200612.html
9	627	2.00%	http://connectedcities.eu/guide.html
10	545	1.74%	http://connectedcities.eu/coordination/forms/toledo_form.html
11	526	1.68%	http://connectedcities.eu/guide/phileas.html

Top 30 of 396 Total Referrers			
#	Hits		Referrer
12	469	1.50%	http://connectedcities.eu/guide/lrt.html
13	379	1.21%	http://connectedcities.eu/css/screen.css
14	339	1.08%	http://connectedcities.eu/communication/conferences/cv_photographs.html
15	280	0.89%	http://connectedcities.eu/showcases/la_sagra.html
16	247	0.79%	http://connectedcities.eu/webalizer/webalizer.css
17	233	0.74%	http://connectedcities.eu/communication/magazines/nt_2006_june_cc.html
18	231	0.74%	http://connectedcities.eu/communication/conferences/toledo_attendance.html
19	230	0.73%	http://connectedcities.eu/communication/conferences/toledo_programme.html
20	214	0.68%	http://connectedcities.eu/index.html
21	213	0.68%	http://www.connectedcities.eu/
22	189	0.60%	http://connectedcities.eu/communication/downloads.html
23	185	0.59%	http://connectedcities.eu/rss/news.xml
24	178	0.57%	http://connectedcities.eu/showcases/dipole.html
25	172	0.55%	http://connectedcities.eu/guide/mobilien.html
26	159	0.51%	http://connectedcities.eu/showcases/toledo.html
27	142	0.45%	http://connectedcities.eu/coordination/forms/submitted.html
28	137	0.44%	http://connectedcities.eu/communication/conferences/toledo_hotel_request.html
29	132	0.42%	http://connectedcities.eu/coordination/network.html
30	125	0.40%	http://connectedcities.eu/communication/conferences/toledo_how_to_get_there.html

Top 20 of 352 Total Search Strings			
#	Hits		Search String
1	17	3.89%	connected cities
2	6	1.37%	phileas bus
3	6	1.37%	t4 bondy aulnay
4	5	1.14%	avanto paris
5	5	1.14%	randstadrail
6	4	0.92%	paris tram t4
7	3	0.69%	paratransit systems
8	3	0.69%	paris avanto
9	3	0.69%	phileas bus or tram or hermes
10	3	0.69%	swingnet
11	3	0.69%	t4 paris
12	3	0.69%	tram-train avanto
13	3	0.69%	video phileas
14	2	0.46%	albtalbahnhof fahrplan kvv
15	2	0.46%	alstom regio citadis
16	2	0.46%	ancona map
17	2	0.46%	automated people movers specifications
18	2	0.46%	brt system douai
19	2	0.46%	bus philÃ©as & batteries
20	2	0.46%	cgea ile de france

Top 15 of 379 Total User Agents					
#	Hits		Visits		User Agent
1	2078	6.63%	1965	43.75%	Mozilla/5.0 (compatible; Yahoo! Slurp; http://help.yahoo.com/help/us/ysearch/slurp)
2	633	2.02%	300	6.68%	msnbot/1.0 (+http://search.msn.com/msnbot.htm)
3	5400	17.23%	200	4.45%	Mozilla/5.0 (Macintosh; U; PPC Mac OS X Mach-O; en; rv:1.8.1.1pre) Gecko/20061201 Camino/1.1a1+
4	3235	10.32%	146	3.25%	Mozilla/4.0 (compatible; MSIE 6.0; Windows NT 5.1; SV1; .NET CLR 1.1.4322)
5	772	2.46%	138	3.07%	msnbot-media/1.0 (+http://search.msn.com/msnbot.htm)
6	1972	6.29%	112	2.49%	Mozilla/4.0 (compatible; MSIE 6.0; Windows NT 5.1; SV1)
7	293	0.93%	103	2.29%	Mozilla/5.0 (Windows; U; Windows NT 5.1; de; rv:1.8.1) Gecko/20061010 Firefox/2.0
8	288	0.92%	97	2.16%	Mozilla/5.0 (compatible; Googlebot/2.1; +http://www.google.com/bot.html)
9	210	0.67%	87	1.94%	PycURL/7.15.5
10	112	0.36%	72	1.60%	Mozilla/4.0 (compatible;)

Top 15 of 379 Total User Agents					
#	Hits		Visits		User Agent
11	134	0.43%	38	0.85%	psbot/0.1 (+http://www.picsearch.com/bot.html)
12	595	1.90%	31	0.69%	Mozilla/4.0 (compatible; MSIE 7.0; Windows NT 5.1; .NET CLR 1.1.4322)
13	45	0.14%	31	0.69%	Mozilla/2.0 (compatible; Ask Jeeves/Teoma)
14	522	1.67%	30	0.67%	Mozilla/4.0 (compatible; MSIE 6.0; Windows NT 5.1; SV1; .NET CLR 1.1.4322; .NET CLR 2.0.50727)
15	419	1.34%	30	0.67%	Mozilla/4.0 (compatible; MSIE 6.0; Windows NT 5.1; .NET CLR 1.1.4322)



Top 1 of 1 Total Countries							
#	Hits		Files		KBytes	Country	
1	31345	100.00%	22778	100.00%	975295	100.00%	Unresolved/Unknown

Visitors are identified by IP addresses. Two or more visitors sharing the same IP address (e.g. firewall address) will be counted as a single visitor.

[Stone Steps Webalizer](#) (v2.7.0.5)