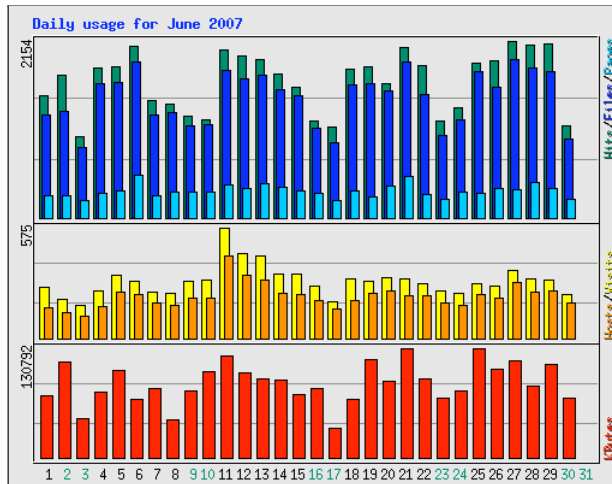


Usage Statistics for connectedcities.eu

Summary Period: June 2007
Generated 30-Jun-2007 23:55 CEST

[Daily Statistics](#) | [Hourly Statistics](#) | [URLs](#) | [Entry](#) | [Exit](#) | [Errors](#) | [Hosts](#) | [Referrers](#) | [Search](#) | [Agents](#) | [Countries](#)

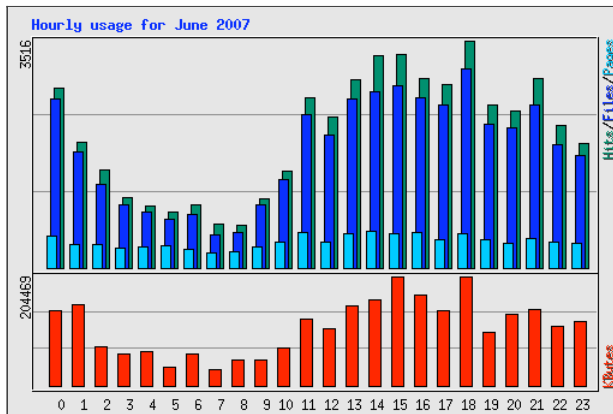
Monthly Statistics for June 2007		
Total Hits	49812	
Total Files	43912	
Total Pages	9854	
Total Visits	8911	
Total KBytes	2673154	
Total Unique Hosts	4187	
Total Unique URLs	619	
Total Unique Referrers	466	
Total Unique User Agents	904	
	Avg	Max
Hits per Hour	69	418
Hits per Day	1660	2154
Hits per Visit	5	1408
Files per Day	1463	1922
Files per Visit	4	1198
Pages per Day	328	524
Pages per Visit	1	302
Visits per Day	297	575
Visit Duration	0.72	147.98
KBytes per Day	89105	130792
KBytes per Visit	300	43783
Hits by Response Code		
Code 200 - OK	41179	
Code 206 - Partial Content	2733	
Code 301 - Moved Permanently	11	
Code 304 - Not Modified	5433	
Code 403 - Forbidden	82	
Code 404 - Not Found	374	



Pages - document requests (e.g. html, asp, txt); Files - successful requests of all types (e.g. html, gif, css); Hits - all requests, including errors;

Daily Statistics for June 2007												
Day	Hits	Files	Pages	Visits	Hosts	KBytes						
1	1494	3.00%	1259	2.87%	278	2.82%	265	2.97%	159	3.80%	73862	2.76%
2	1731	3.48%	1303	2.97%	273	2.77%	206	2.31%	132	3.15%	113853	4.26%
3	988	1.98%	853	1.94%	215	2.18%	174	1.95%	114	2.72%	47021	1.76%
4	1830	3.67%	1640	3.73%	299	3.03%	244	2.74%	167	3.99%	78977	2.95%
5	1846	3.71%	1642	3.74%	323	3.28%	329	3.69%	240	5.73%	104664	3.92%
6	2089	4.19%	1891	4.31%	524	5.32%	300	3.37%	228	5.45%	69367	2.59%
7	1435	2.88%	1253	2.85%	268	2.72%	241	2.70%	183	4.37%	82255	3.08%
8	1379	2.77%	1280	2.91%	308	3.13%	237	2.66%	173	4.13%	45205	1.69%
9	1242	2.49%	1123	2.56%	315	3.20%	298	3.34%	211	5.04%	79292	2.97%
10	1200	2.41%	1142	2.60%	314	3.19%	306	3.43%	209	4.99%	103328	3.87%
11	2042	4.10%	1795	4.09%	410	4.16%	575	6.45%	428	10.22%	122122	4.57%
12	1966	3.95%	1686	3.84%	358	3.63%	439	4.93%	328	7.83%	100824	3.77%
13	1924	3.86%	1742	3.97%	422	4.28%	429	4.81%	302	7.21%	93838	3.51%
14	1746	3.51%	1564	3.56%	379	3.85%	336	3.77%	233	5.56%	93357	3.49%
15	1593	3.20%	1491	3.40%	331	3.36%	333	3.74%	230	5.49%	74883	2.80%
16	1176	2.36%	1091	2.48%	304	3.09%	275	3.09%	200	4.78%	83361	3.12%

Daily Statistics for June 2007												
Day	Hits	Files	Pages	Visits	Hosts	KBytes						
17	1109	2.23%	915	2.08%	209	2.12%	188	2.11%	153	3.65%	34709	1.30%
18	1815	3.64%	1620	3.69%	324	3.29%	311	3.49%	197	4.71%	70107	2.62%
19	1835	3.68%	1633	3.72%	261	2.65%	295	3.31%	232	5.54%	116678	4.36%
20	1639	3.29%	1543	3.51%	387	3.93%	313	3.51%	250	5.97%	91936	3.44%
21	2079	4.17%	1896	4.32%	505	5.12%	308	3.46%	222	5.30%	130792	4.89%
22	1848	3.71%	1505	3.43%	283	2.87%	283	3.18%	223	5.33%	94601	3.54%
23	1179	2.37%	1002	2.28%	228	2.31%	244	2.74%	184	4.39%	70677	2.64%
24	1348	2.71%	1200	2.73%	308	3.13%	232	2.60%	175	4.18%	79413	2.97%
25	1876	3.77%	1781	4.06%	299	3.03%	286	3.21%	227	5.42%	129846	4.86%
26	1905	3.82%	1583	3.60%	353	3.58%	272	3.05%	212	5.06%	105950	3.96%
27	2154	4.32%	1922	4.38%	351	3.56%	355	3.98%	293	7.00%	115169	4.31%
28	2105	4.23%	1817	4.14%	433	4.39%	308	3.46%	241	5.76%	85419	3.20%
29	2120	4.26%	1783	4.06%	365	3.70%	302	3.39%	249	5.95%	110815	4.15%
30	1119	2.25%	957	2.18%	227	2.30%	227	2.55%	183	4.37%	70835	2.65%



Hourly Statistics for June 2007												
Hour	Hits		Files		Pages		KBytes					
	Avg	Total	Avg	Total	Avg	Total	Avg	Total				
0	92	2776	5.57%	87	2622	5.97%	16	499	5.06%	4700	140989	5.27%
1	64	1944	3.90%	59	1788	4.07%	11	356	3.61%	5103	153081	5.73%
2	50	1509	3.03%	43	1301	2.96%	12	367	3.72%	2459	73765	2.76%
3	36	1084	2.18%	32	969	2.21%	10	309	3.14%	2054	61625	2.31%
4	31	953	1.91%	28	859	1.96%	10	318	3.23%	2210	66313	2.48%
5	28	869	1.74%	25	758	1.73%	11	348	3.53%	1205	36142	1.35%
6	32	983	1.97%	27	835	1.90%	9	288	2.92%	2051	61517	2.30%
7	22	682	1.37%	17	520	1.18%	8	240	2.44%	1056	31672	1.18%
8	22	665	1.34%	18	555	1.26%	8	257	2.61%	1698	50951	1.91%
9	35	1073	2.15%	32	976	2.22%	10	320	3.25%	1694	50813	1.90%
10	49	1498	3.01%	45	1360	3.10%	13	408	4.14%	2440	73193	2.74%
11	88	2640	5.30%	79	2379	5.42%	18	542	5.50%	4199	125966	4.71%
12	77	2327	4.67%	68	2055	4.68%	13	395	4.01%	3575	107248	4.01%
13	97	2917	5.86%	87	2616	5.96%	17	527	5.35%	4971	149118	5.58%
14	109	3277	6.58%	90	2729	6.21%	18	568	5.76%	5338	160134	5.99%
15	110	3310	6.64%	93	2818	6.42%	17	529	5.37%	6815	204442	7.65%
16	97	2933	5.89%	87	2631	5.99%	18	550	5.58%	5657	169696	6.35%
17	94	2833	5.69%	83	2515	5.73%	14	443	4.50%	4705	141142	5.28%
18	117	3516	7.06%	102	3071	6.99%	17	523	5.31%	6816	204469	7.65%
19	84	2522	5.06%	74	2222	5.06%	14	439	4.46%	3345	100338	3.75%
20	80	2424	4.87%	72	2171	4.94%	12	383	3.89%	4503	135103	5.05%
21	97	2937	5.90%	83	2515	5.73%	15	453	4.60%	4757	142703	5.34%
22	73	2210	4.44%	63	1902	4.33%	13	408	4.14%	3737	112119	4.19%
23	64	1930	3.87%	58	1745	3.97%	12	384	3.90%	4021	120615	4.51%

Top 30 of 619 Total URLs						
#	Hits	KBytes	AvgTime	URL		
1	2081	4.18%	89725	3.36%	0.000	/css/screen.css
2	2013	4.04%	85794	3.21%	0.000	/css/print.css
3	1976	3.97%	73	0.00%	0.000	/robots.txt
4	1736	3.49%	1722	0.06%	0.000	/images/all_pages/feed.png
5	1729	3.47%	1768	0.07%	0.000	/images/all_pages/eu.png
6	1727	3.47%	12677	0.47%	0.000	/images/all_pages/ccheader.png
7	1726	3.47%	1991	0.07%	0.000	/images/all_pages/tudelft.png
8	1722	3.46%	3706	0.14%	0.000	/images/all_pages/interreg_iic.png
9	1707	3.43%	781	0.03%	0.000	/images/all_pages/w3.png
10	999	2.01%	3109	0.12%	0.000	/favicon.ico

Top 30 of 619 Total URLs				
#	Hits	KBytes	AvgTime	URL
11	798 1.60%	1188 0.04%	0.000	/css/lightbox.css
12	796 1.60%	33258 1.24%	0.000	/js/prototype.js
13	767 1.54%	1456 0.05%	0.000	/js/scriptaculous.js?load=effects
14	742 1.49%	14994 0.56%	0.000	/js/lightbox.js
15	741 1.49%	21002 0.79%	0.000	/js/effects.js
16	723 1.45%	6259 0.23%	0.000	/rss/news.xml
17	707 1.42%	25 0.00%	0.000	/js/lightbox/blank.gif
18	646 1.30%	1605 0.06%	0.000	/js/lightbox/loading.gif
19	623 1.25%	7271 0.27%	0.000	/
20	608 1.22%	538 0.02%	0.000	/js/lightbox/closetlabel.gif
21	558 1.12%	31185 1.17%	0.000	/images/guide_large/t4_siemens.jpg
22	434 0.87%	73650 2.76%	0.000	/downloads/showcases/ce_light_rail_spartacus.pdf
23	422 0.85%	8564 0.32%	0.000	/guide/randstadrail.html
24	326 0.65%	2754 0.10%	0.000	/guide.html
25	313 0.63%	3313 0.12%	0.000	/guide/phileas.html
26	309 0.62%	10755 0.40%	0.000	/images/guide_medium/randstadrail_net_2004.png
27	308 0.62%	11822 0.44%	0.000	/images/guide_medium/randstadrail_net_2008.png
28	302 0.61%	419 0.02%	0.000	/images/satellite_small/white.png
29	301 0.60%	96301 3.60%	0.000	/downloads/guide/pedelec_test_report_2006.pdf
30	301 0.60%	5322 0.20%	0.000	/images/guide_large/randstadrail.jpg

Top 10 of 619 Total URLs By KBytes				
#	Hits	KBytes	AvgTime	URL
1	216 0.43%	212340 7.94%	0.000	/downloads/guide/pedelec_test_elektrovelos.pdf
2	100 0.20%	165448 6.19%	0.000	/downloads/magazines/nt_2007_feb_cc.pdf
3	283 0.57%	107945 4.04%	0.000	/downloads/guide/karlsruhe_modell.pdf
4	301 0.60%	96301 3.60%	0.000	/downloads/guide/pedelec_test_report_2006.pdf
5	2081 4.18%	89725 3.36%	0.000	/css/screen.css
6	2013 4.04%	85794 3.21%	0.000	/css/print.css
7	80 0.16%	83138 3.11%	0.000	/downloads/magazines/nt_2007_feb_eivp.pdf
8	434 0.87%	73650 2.76%	0.000	/downloads/showcases/ce_light_rail_spartacus.pdf
9	23 0.05%	70285 2.63%	0.000	/downloads/magazines/nt_2006_june_cc.pdf
10	133 0.27%	62607 2.34%	0.000	/downloads/magazines/nt_2006_june_eivp.pdf

Top 10 of 410 Total Entry Pages				
#	Hits	Visits		URL
1	1976 3.97%	1887 21.53%		/robots.txt
2	723 1.45%	556 6.34%		/rss/news.xml
3	558 1.12%	513 5.85%		/images/guide_large/t4_siemens.jpg
4	623 1.25%	412 4.70%		/
5	422 0.85%	299 3.41%		/guide/randstadrail.html
6	313 0.63%	242 2.76%		/guide/phileas.html
7	259 0.52%	219 2.50%		/communication/downloads_coordination.html
8	326 0.65%	200 2.28%		/guide.html
9	221 0.44%	163 1.86%		/guide/t4.html
10	197 0.40%	156 1.78%		/guide/pedelec.html

Top 1 of 1 Total Exit Pages				
#	Hits	Visits		URL
1	216 0.43%	1 100.00%		/downloads/guide/pedelec_test_elektrovelos.pdf

Top 20 of 87 Total Errors				
#	Hits	Status	Method	URL
1	85 0.17%	404	GET	/webalizer/page-links-bg.png
2	27 0.05%	404	GET	/webalizer/page-links-hover-bg.png
3	24 0.05%	404	GET	/communication/js/lightbox/closetlabel.gif
4	24 0.05%	404	GET	/communication/js/lightbox/loading.gif
5	22 0.04%	404	GET	/communication/magazines/www.ubi.pt/
6	19 0.04%	404	GET	/communication/magazines/www.uc.pt/english/
7	18 0.04%	404	GET	/downloads/downloads_nt_2005_2/nt_2005_fall_sre.pdf
8	15 0.03%	404	GET	/coordination/disclaimer.html
9	10 0.02%	403	GET	/communication/
10	10 0.02%	403	GET	/downloads/
11	10 0.02%	404	GET	/MSOffice/ctrlreq.asp
12	10 0.02%	404	GET	/_vti_bin/owssvr.dll
13	10 0.02%	404	GET	/coordination/forms/toledo_form.html
14	8 0.02%	404	GET	/conferences.html
15	8 0.02%	404	GET	/news.xml
16	8 0.02%	404	GET	/rss.xml
17	7 0.01%	403	GET	/downloads/magazines/
18	7 0.01%	403	GET	/guide/
19	6 0.01%	403	GET	/communication/magazines/

Top 20 of 87 Total Errors					
#	Hits	Status	Method	URL	
20	6	0.01%	403	GET	/coordination/

Top 30 of 4187 Total Hosts																	
#	Hits	Files	Pages	KBytes	Visits	Duration	Country	Hostname									
1	1408	2.83%	1198	2.73%	201	2.04%	40900	1.53%	100	1.12%	2.58	64.93	82.210.100.81				
2	504	1.01%	504	1.15%	37	0.38%	6527	0.24%	20	0.22%	1.65	14.67	65.214.39.180				
3	385	0.77%	385	0.88%	26	0.26%	4654	0.17%	17	0.19%	0.03	0.12	193.95.154.69				
4	371	0.74%	364	0.83%	147	1.49%	6311	0.24%	1	0.01%	3.37	3.37	67.159.44.232				
5	306	0.61%	294	0.67%	302	3.06%	2406	0.09%	40	0.45%	6.78	25.82	128.194.135.94				
6	304	0.61%	199	0.45%	30	0.30%	9864	0.37%	3	0.03%	22.68	50.35	193.173.103.247				
7	255	0.51%	255	0.58%	255	2.59%	9	0.00%	219	2.46%	4.08	55.78	74.6.75.48				
8	238	0.48%	185	0.42%	29	0.29%	15873	0.59%	22	0.25%	1.35	27.88	88.211.113.157				
9	237	0.48%	67	0.15%	14	0.14%	34115	1.28%	2	0.02%	6.08	7.08	88.3.227.66				
10	234	0.47%	126	0.29%	30	0.30%	4389	0.16%	1	0.01%	63.88	63.88	85.241.102.67				
11	231	0.46%	223	0.51%	139	1.41%	6450	0.24%	13	0.15%	34.77	128.32	65.55.212.237				
12	210	0.42%	66	0.15%	149	1.51%	19468	0.73%	75	0.84%	11.72	106.53	66.249.73.6				
13	206	0.41%	37	0.08%	5	0.05%	349	0.01%	164	1.84%	1.17	35.33	194.95.224.177				
14	205	0.41%	56	0.13%	2	0.02%	1056	0.04%	1	0.01%	14.02	14.02	80.200.194.34				
15	201	0.40%	106	0.24%	20	0.20%	42219	1.58%	1	0.01%	35.73	35.73	213.94.218.82				
16	186	0.37%	184	0.42%	150	1.52%	43783	1.64%	80	0.90%	1.93	17.18	207.46.98.72				
17	181	0.36%	181	0.41%	181	1.84%	7	0.00%	176	1.98%	1.15	29.83	74.6.19.109				
18	179	0.36%	137	0.31%	24	0.24%	2366	0.09%	2	0.02%	9.68	10.65	201.208.208.226				
19	175	0.35%	167	0.38%	16	0.16%	4614	0.17%	8	0.09%	0.90	5.80	145.94.245.169				
20	172	0.35%	128	0.29%	14	0.14%	3411	0.13%	4	0.04%	7.68	17.35	62.28.20.4				
21	171	0.34%	77	0.18%	10	0.10%	3873	0.14%	1	0.01%	8.17	8.17	217.45.235.124				
22	166	0.33%	162	0.37%	128	1.30%	41910	1.57%	67	0.75%	4.92	74.75	207.46.98.73				
23	164	0.33%	164	0.37%	164	1.66%	6	0.00%	154	1.73%	1.27	28.90	74.6.86.230				
24	159	0.32%	148	0.34%	18	0.18%	6147	0.23%	1	0.01%	32.53	32.53	212.219.240.212				
25	151	0.30%	111	0.25%	16	0.16%	37761	1.41%	3	0.03%	17.35	49.77	195.188.208.251				
26	148	0.30%	122	0.28%	19	0.19%	10291	0.38%	2	0.02%	2.75	4.55	81.117.60.228				
27	145	0.29%	88	0.20%	8	0.08%	8816	0.33%	3	0.03%	12.40	25.83	211.57.36.34				
28	145	0.29%	67	0.15%	11	0.11%	4317	0.16%	1	0.01%	7.57	7.57	89.39.47.70				
29	143	0.29%	126	0.29%	7	0.07%	2544	0.10%	5	0.06%	2.83	6.65	193.173.66.209				
30	140	0.28%	140	0.32%	9	0.09%	2479	0.09%	3	0.03%	5.62	16.52	82.170.144.176				

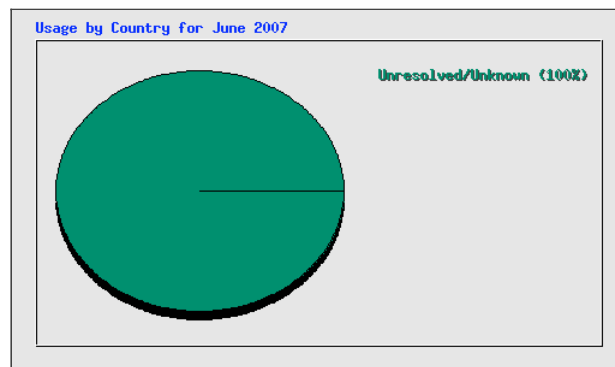
Top 10 of 4187 Total Hosts By KBytes																	
#	Hits	Files	Pages	KBytes	Visits	Duration	Country	Hostname									
1	186	0.37%	184	0.42%	150	1.52%	43783	1.64%	80	0.90%	1.93	17.18	207.46.98.72				
2	201	0.40%	106	0.24%	20	0.20%	42219	1.58%	1	0.01%	35.73	35.73	213.94.218.82				
3	166	0.33%	162	0.37%	128	1.30%	41910	1.57%	67	0.75%	4.92	74.75	207.46.98.73				
4	1408	2.83%	1198	2.73%	201	2.04%	40900	1.53%	100	1.12%	2.58	64.93	82.210.100.81				
5	151	0.30%	111	0.25%	16	0.16%	37761	1.41%	3	0.03%	17.35	49.77	195.188.208.251				
6	237	0.48%	67	0.15%	14	0.14%	34115	1.28%	2	0.02%	6.08	7.08	88.3.227.66				
7	113	0.23%	113	0.26%	86	0.87%	33535	1.25%	43	0.48%	4.75	46.90	65.55.209.125				
8	102	0.20%	98	0.22%	82	0.83%	29525	1.10%	28	0.31%	11.50	147.98	89.150.197.129				
9	115	0.23%	112	0.26%	89	0.90%	25958	0.97%	51	0.57%	2.70	31.38	65.55.209.123				
10	135	0.27%	127	0.29%	106	1.08%	23168	0.87%	68	0.76%	0.93	17.85	207.46.98.74				

Top 30 of 466 Total Referrers			
#	Hits	Referrer	
1	11200	22.48%	- (Direct Request)
2	6627	13.30%	http://connectcities.eu/guide/randstadrail.html
3	3699	7.43%	http://connectcities.eu/guide.html
4	2368	4.75%	http://connectcities.eu/guide/phaileas.html
5	2048	4.11%	http://connectcities.eu/guide/t4.html
6	2015	4.05%	http://connectcities.eu/guide/pedelec.html
7	1588	3.19%	http://connectcities.eu/communication/downloads_coordination.html
8	1579	3.17%	http://connectcities.eu/coordination/satellite.html
9	1185	2.38%	http://connectcities.eu/
10	1169	2.35%	http://connectcities.eu/guide/parkshuttle.html
11	872	1.75%	http://connectcities.eu/guide/rt.html
12	659	1.32%	http://connectcities.eu/showcases/dipole.html
13	638	1.28%	http://connectcities.eu/guide/nsp.html
14	473	0.95%	http://www.skyscrapercity.com/showthread.php
15	463	0.93%	http://connectcities.eu/guide/mobilien.html
16	450	0.90%	http://connectcities.eu/showcases/ancona_axes.html
17	413	0.83%	http://connectcities.eu/guide/kronsberg.html
18	404	0.81%	http://images.google.com/imgres
19	374	0.75%	http://connectcities.eu/css/screen.css
20	371	0.74%	http://connectcities.eu/webalizer/usage_200706.html
21	349	0.70%	http://connectcities.eu/communication/conferences/ancona_getting_there.html
22	314	0.63%	http://connectcities.eu/showcases/toledo.html
23	311	0.62%	http://www.google.com/search

Top 30 of 466 Total Referrers				
#	Hits		Referrer	
24	300	0.60%	http://66.249.91.104/translate_c	
25	283	0.57%	http://connectecities.eu/communication/conferences/cv_photographs.html	
26	199	0.40%	http://images.google.co.uk/imgres	
27	181	0.36%	http://connectecities.eu/communication/conferences/mp_programme.html	
28	175	0.35%	http://www.google.de/search	
29	169	0.34%	http://connectecities.eu/guide/superbus.html	
30	160	0.32%	http://connectecities.eu/communication/magazines/nt_2007_feb_cc.html	

Top 20 of 871 Total Search Strings				
#	Hits		Search String	
1	15	1.40%	www.kvv.de	
2	10	0.93%	phileas bus	
3	10	0.93%	phileas eindhoven	
4	9	0.84%	stuva	
5	8	0.75%	bionx	
6	7	0.65%	ancona train	
7	7	0.65%	pedelec	
8	6	0.56%	bionx testbericht	
9	6	0.56%	dienstregeling 2009	
10	6	0.56%	kronsberg hannover	
11	5	0.47%	ancona	
12	5	0.47%	kronsberg	
13	5	0.47%	mobilien	
14	5	0.47%	phileas brt	
15	5	0.47%	randstadrail	
16	5	0.47%	urbanism.pdf	
17	4	0.37%	fahrplan albtalbahn	
18	3	0.28%	ancona airport taxi	
19	3	0.28%	ancona train station to port	
20	3	0.28%	biketec flyer c8 premium	

Top 15 of 904 Total User Agents					
#	Hits		Visits		User Agent
1	2865	5.75%	2797	31.39%	Mozilla/5.0 (compatible; Yahoo! Slurp; http://help.yahoo.com/help/us/ysearch/slurp)
2	1301	2.61%	592	6.64%	msnbot/1.0 (+http://search.msn.com/msnbot.htm)
3	3842	7.71%	244	2.74%	Mozilla/4.0 (compatible; MSIE 6.0; Windows NT 5.1; SV1; .NET CLR 1.1.4322)
4	2558	5.14%	230	2.58%	Mozilla/4.0 (compatible; MSIE 6.0; Windows NT 5.1; SV1)
5	967	1.94%	230	2.58%	Mozilla/5.0 (Windows; U; Windows NT 5.1; de; rv:1.8.1.4) Gecko/20070515 Firefox/2.0.0.4
6	893	1.79%	204	2.29%	Mozilla/4.0 (compatible; MSIE 6.0; Windows NT 5.0)
7	1746	3.51%	186	2.09%	Mozilla/5.0 (Windows; U; Windows NT 5.1; en-US; rv:1.8.1.4) Gecko/20070515 Firefox/2.0.0.4
8	216	0.43%	160	1.80%	Baiduspider+(+http://www.baidu.com/search/spider_jp.html)
9	163	0.33%	160	1.80%	Gigabot/2.0att
10	312	0.63%	129	1.45%	MQBOT/Nutch-0.9-dev (MQBOT Nutch Crawler; http://vwbot.cs.uiuc.edu; mqbot@cs.uiuc.edu)
11	1654	3.32%	121	1.36%	Mozilla/4.0 (compatible; MSIE 6.0; Windows NT 5.1; SV1; .NET CLR 1.1.4322; .NET CLR 2.0.50727)
12	123	0.25%	120	1.35%	Feedfetcher-Google; (+http://www.google.com/feedfetcher.html; 1 subscribers; feed-id=1605239365732465477)
13	1365	2.74%	119	1.34%	Mozilla/4.0 (compatible; MSIE 7.0; Windows NT 5.1; .NET CLR 1.1.4322)
14	118	0.24%	107	1.20%	FeedZcollector v1.4 (Platinum) http://www.feeds4all.com/feedzcollector
15	128	0.26%	94	1.05%	Mozilla/5.0 (Twiceler-0.9 http://www.cuill.com/twiceler/robot.html)



Top 1 of 1 Total Countries					
#	Hits		Files	KBytes	Country
1	49812	100.00%	43912	2673154	100.00% Unresolved/Unknown

Visitors are identified by IP addresses. Two or more visitors sharing the same IP address (e.g. firewall address) will be counted as a single visitor.